

TTR Mouse Monoclonal Antibody(9D9)

Catalog TDY706C TDY706F

Tel: 010-80117836

Web: www.tdybio.com

Quantity 50μL 100μL

Entrez-Gene ID:7276 , Swiss-Prot Acc.P02766

For research use only.

Applications	Species Cross-Reactivity	Molecular Weight	Isotype
WB, IHC	H	~16KD	IgG1

Storage Buffer & Condition: PBS, pH 7.4, containing 0.02% **sodium azide** as Preservative and 50% Glycerol.

Store at **-20°C. Do not aliquot the antibody.**

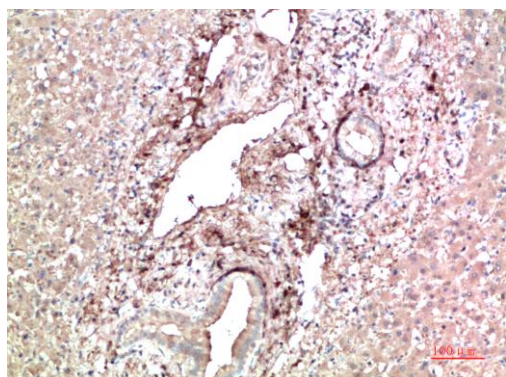
Recommended dilutions: WB: 1:1,000-2,000 IHC: 1:100-200

Optimal dilutions should be determined by the end user.

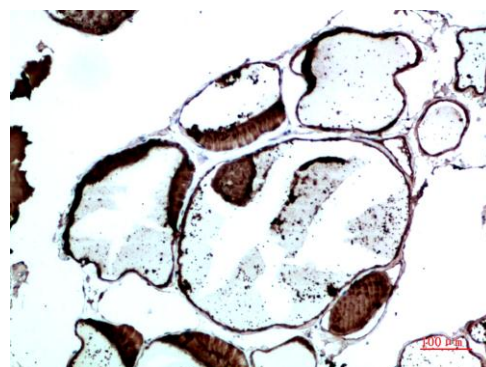
Specificity: The Antibody can detects endogenous TTR protein.

Alternative Names: Prealbumin, TBPA, Amyloidosis I, Transthyretin antibody

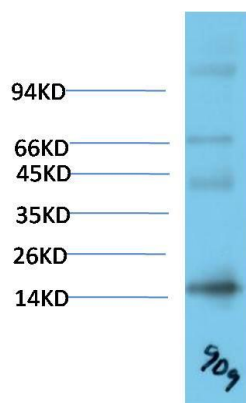
Background: Prealbumin, also designated transthyretin, is a major thyroid-hormone binding protein involved in transporting thyroxine from the bloodstream to the brain. Prealbumin is located in the cytoplasm and in the vesicles of developing rat brain cells, and is thought to be transported there from the cerebrospinal fluid via endocytosis.



Immunohistochemical analysis of paraffin-embedded Human Liver Carcinoma Tissue using TTR (TDY706) Mouse mAb diluted at 1:200



Immunohistochemical analysis of paraffin-embedded Human Thyroid Tissue using TTR (TDY706) Mouse mAb diluted at 1:200



Western blot analysis of Human Serum using TTR (TDY706) Mouse mAb diluted at 1:2000.

Applications: WB-Western blot IHC-Immunochemistry IF-Immunofluorescence IP-Immunoprecipitation ChIP-Chormatin Immunoprecipitation
Reactivity: H-Human R-Rat M-Mouse Mk-Monkey Dg-Dog Ch-Chicken Hm-Hamster Rb-Rabbit Sh-Sheep Pg-Pig Z-Zebrafish